

# Daily Derivatives & Market Report

## CONTENTS

Page No.	Particulars
2	Market Summary
3	Nifty Futures – Derivatives Snap
4	Bank Nifty Futures – Derivatives Snap
5	Activity in Nifty Options
6	What do Nifty Technical suggest
7	Derivative Analysis
8	Disclaimer

## Index Trend Analysis

Pivot(Daily)	Close	R2	R1	Pivot	S1	S2	Daily	Weekly	Monthly
Nifty	9237	9287	9262	9218	9192	9148	Buy	Buy	Buy
Sensex	29788	29955	29872	29721	29638	29487	Buy	Buy	Buy
Nifty Futures	9264	9323	9294	9241	9211	9158	Buy	Buy	Buy
Bank Nifty	21736	21927	21832	21658	21562	21388	Buy	Buy	Buy
CNX IT	10399	10474	10437	10385	10347	10295	Sell	Sell	Neutral

## Market Summary

Domestic Indices	Close	Points	% Chg
SENSEX	29788.3	212.6	0.72
NIFTY	9237.0	55.55	0.60
MIDCAP	14378.7	56.43	0.39
SMLCAP	14924.8	148.8	1.01
BSEFMC	9352.6	143.7	1.56
AUTO	22326.0	18.75	0.08
POWER	2308.7	11.71	0.51
REALTY	1694.2	21.55	1.29
BSE IT	10055.9	72.67	0.73
BANKEKX	24793.9	242.3	0.99
OILGAS	14107.0	24.64	0.17
METAL	11776.5	-186.4	-1.56

Currency Futures	Close	Pre. Pts	% Chg
26-Apr-16 EUR-INR	68.68	68.52	0.23
26-Apr-16 USD-INR	64.64	64.71	-0.10
26-Apr-16 GBP-INR	80.41	80.22	0.10
26-Apr-16 JPY-INR	58.49	58.20	0.49

Advance/ Decline	Adv	Dec	Un Ch.
NSE	1030	640	84
BSE	1715	1173	133

FII/DII Capital Mkt*	Buy	Sell	Net
FII	4659	5410	(751)
DII	3588	2761	827

\*NOTE: - FII AND DII data figure is provisional

## Market Commentary

A session after displaying a pitiful performance, Indian equity indices have managed to pull through a brilliant performance by gaining over half percent on Tuesday, thanks to the hefty buying by funds and retail investors ahead of March quarter earnings, which begin later this week. Sentiments got boost after Union Finance Minister Arun Jaitley said that some new measures for NPAs are being contemplated and the government is making all conscious efforts to tackle bad loans. Besides, optimistic buying in blue-chip stocks ahead of industrial production (IIP) data for February and retail inflation for March tomorrow also kept markets on course. Some support also came with the report that India's oil consumption fell for the third straight month in March as the demand growth in diesel, petrol and other products came to a crawl. The oil demand fell by 0.65% in March to 17,358 thousand metric tonnes (TMT). However, gains remained capped with the report that India's inflation is seen climbing to within touching distance of the central bank's 4% medium-term target in March, driven by higher food costs. According to the report, having sunk to its lowest level for at least five years in January, consumer price inflation is expected to have risen to 3.98% last month from February's 3.65%.

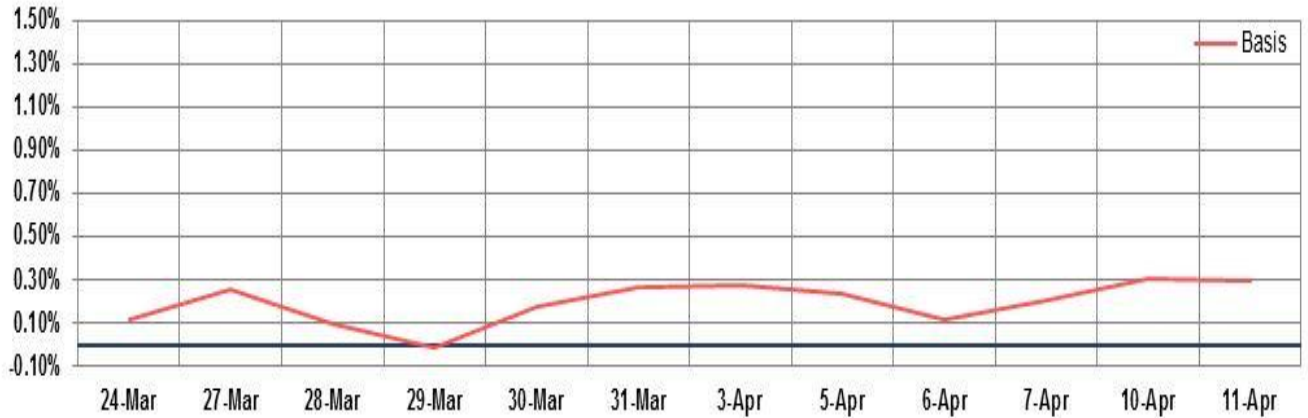
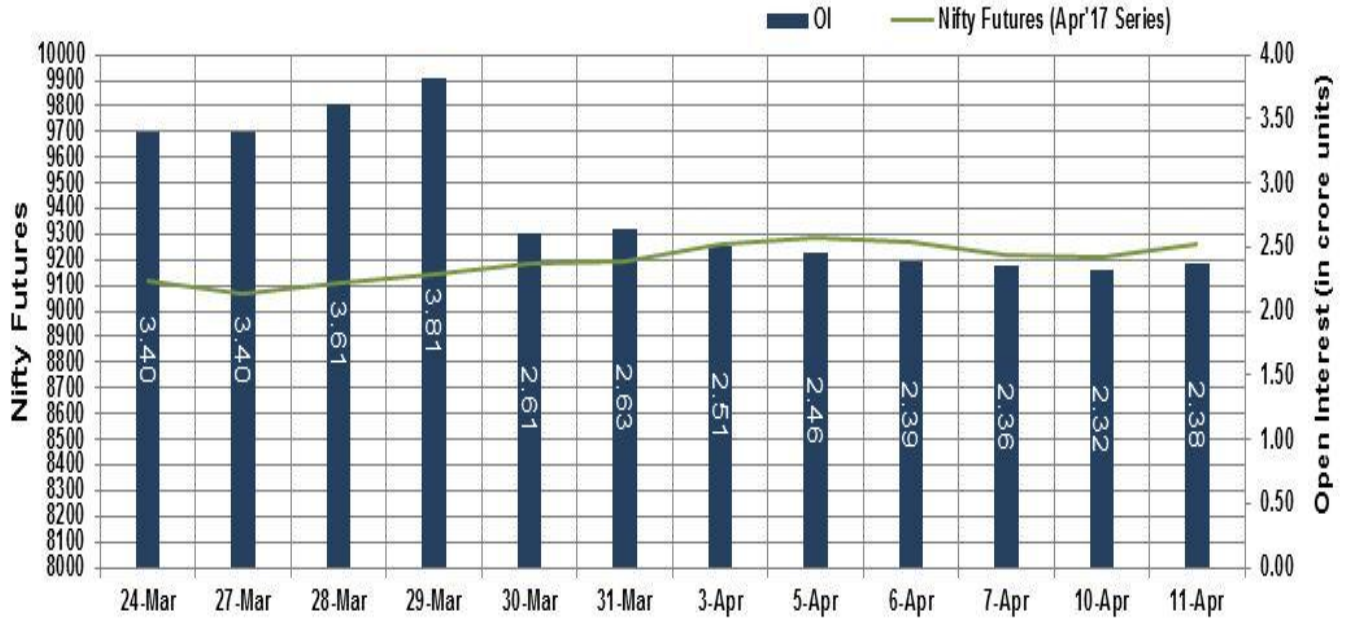
On the global front, Asian markets ended mostly lower on Tuesday as the political tinderbox in the Middle East and the Korean Peninsula added to uncertainty over the looming French vote, pushing edgy investors into safer assets such as the yen and Treasuries.

## Market Turnover & FII Derivative Data

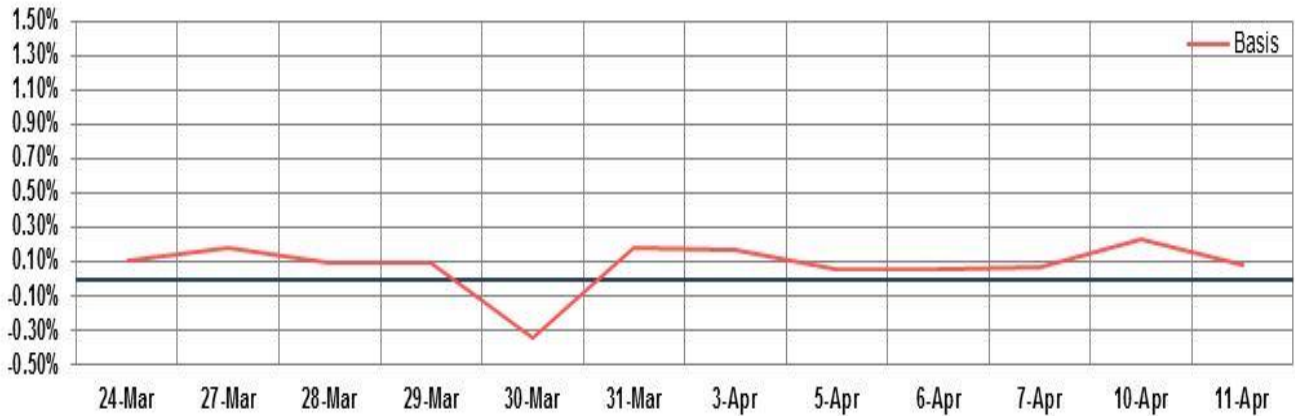
Market TO	Current	Previous	Net%
BSE CASH	3614	4014	(10)
NSE CASH	26594	23568	13
NSE FO	411616	308202	34

FII Derivatives	Buy	Sell	Net
Ind. Futures	1155	1321	(166)
Ind. Options	26808	25357	1451
Stk. Futures	6555	5950	605
Stk. Options	5485	5295	190

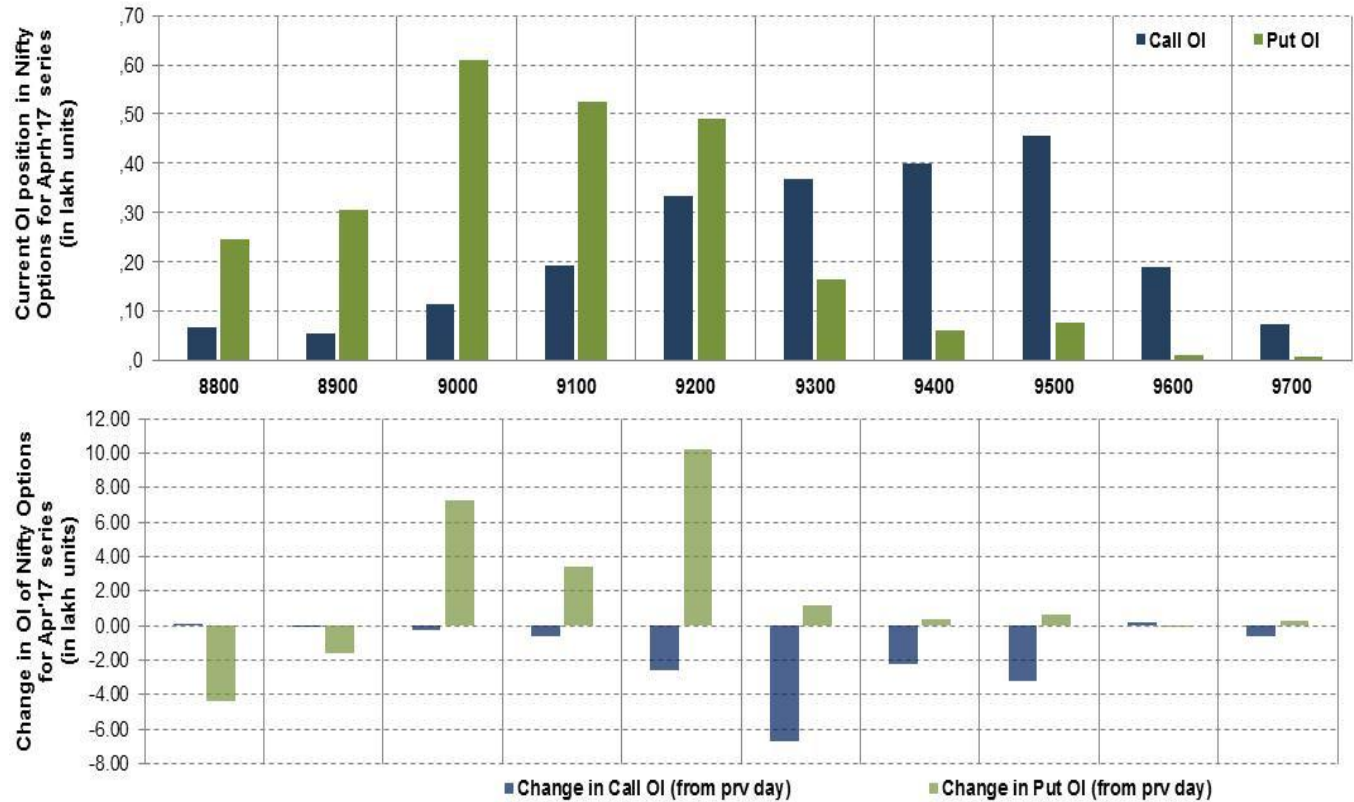
# Nifty Futures



## Bank Nifty Futures



## Nifty Options

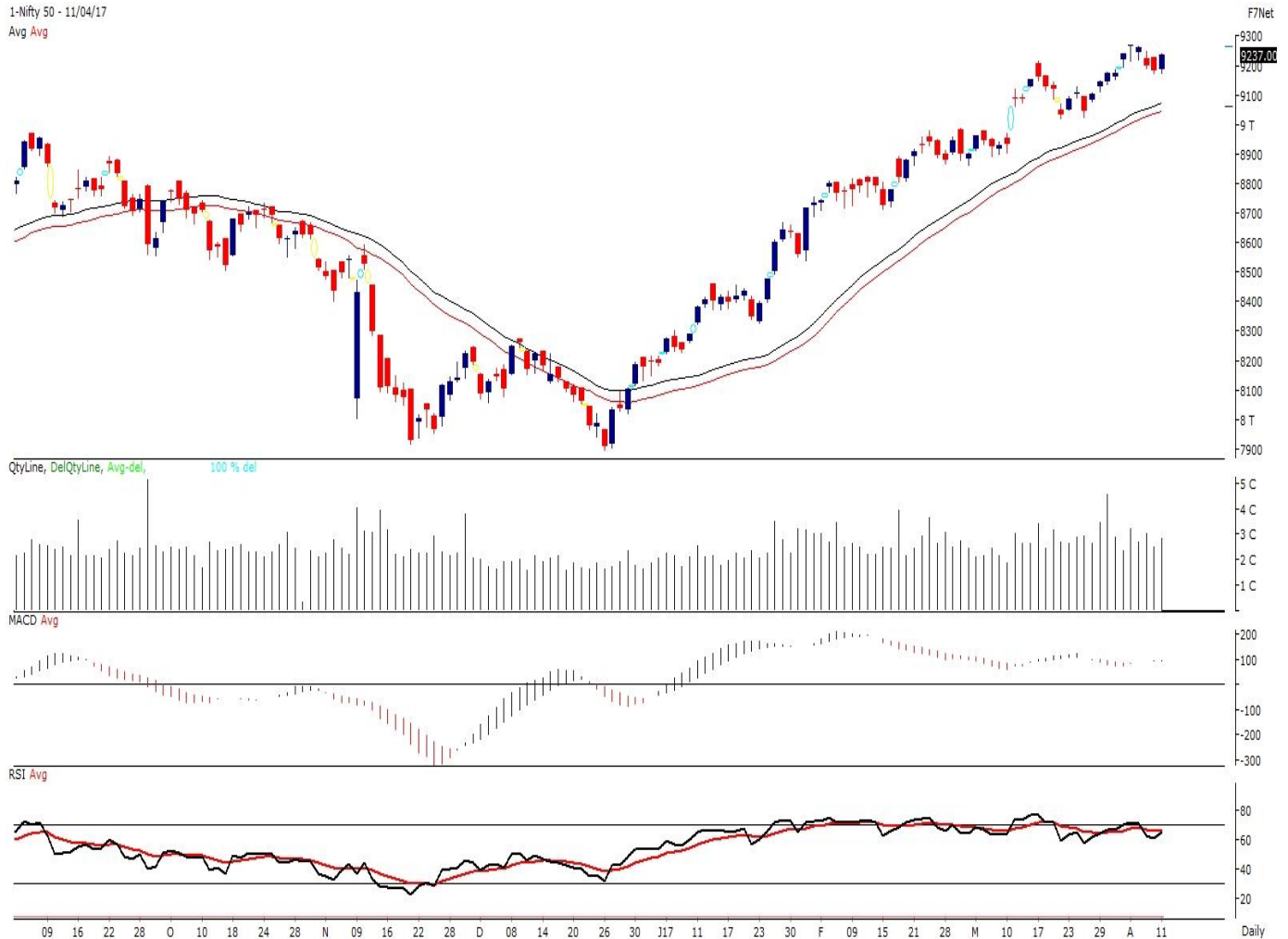


Note – Change in OI of Nifty Options refers to change from previous trading day  
 Source-NSE, SIHL Derivatives Research (Institutional Equities)

- Among Nifty calls 9,500 SP from the Apr month expiry was the most active call with a reduction of 0.32 million in open interest.
- Among Nifty puts, 9,000 SP from the Apr month expiry was the most active put with an addition of 0.73 million open interests.
- The maximum OI outstanding for Calls was at 9,500 SP (4.57mn) and that for Puts was at 9,000 SP (6.11mn).

## Nifty Technical & Indices Levels

1-Nifty 50 - 11/04/17  
 Avg Avg



Nifty Cash prices have settled at 9237.0 up by 0.60% from its previous close. On the upper side prices are likely to trade higher till 9300 and 9350 levels, while lower side it has support of 9150 and 9100 levels. Intraday traders should be cautious and take position accordingly.



Fresh Longs ↑ Open Interest ↑ Price					
Script	Prev. OI	Cur. OI	% Chg. OI	LTP	Price % Chg
DCBBANK	4,986,000	6,421,500	28.79	181.75	5.91
DALMIABHA	264,000	311,400	17.95	2167.05	1.81
KTKBANK	27,818,500	32,405,750	16.49	160.30	9.38
RECLTD	26,436,000	29,766,000	12.60	206.90	12.57
Short-Covering ↓ Open Interest ↑ Price					
Script	Prev. OI	Cur. OI	% Chg. OI	LTP	Price % Chg
CADILAHC	3,552,000	3,384,000	-4.73	459.35	1.66
ITC	54,794,400	52,142,400	-4.84	282.50	2.75
PAGEIND	37,000	34,900	-5.68	14303.60	0.88
INDIANB	1,324,000	1,222,000	-7.70	275.85	1.43
Fresh Shorts ↑ Open Interest ↓ Price					
Script	Prev. OI	Cur. OI	% Chg. OI	LTP	Price % Chg
ADANIPOWER	12,070,000	14,657,500	21.44	335.65	-4.96
TATAPOWER	30,690,000	35,289,000	14.99	85.55	-2.23
ADANIPOWER	132,060,000	149,340,000	13.08	37.25	-16.10
RELIANCE	15,200,000	16,939,000	11.44	1380.05	-0.62
Long Unwinding ↓ Open Interest ↓ Price					
Script	Prev. OI	Cur. OI	% Chg. OI	LTP	Price % Chg
ULTRACEMCO	2,385,200	2,313,600	-3.00	4055.10	-0.48
BAJAJ-AUTO	1,578,250	1,530,750	-3.01	2826.45	-0.61
VEDL	41,153,000	39,749,500	-3.41	254.05	-0.14
BRITANNIA	394,200	379,200	-3.81	3412.60	-0.71

#### Disclaimer:

The Information provided by SMS or in newsletter or in any document has been prepared by Shah Investor's Home Ltd (SIHL). The Information provided by SMS or in newsletter does not constitute an offer or solicitation for the purchase or sale of any financial instrument or as an official confirmation of any transaction. The information contained herein is from publicly available data or other sources believed to be reliable, but we do not represent that it is accurate or complete and it should not be relied on as such. SIHL or any of its affiliates/ group companies shall not be in any way responsible for any loss or damage that may arise to any person from any inadvertent error in the information contained in this report or SMS. This Information provided by SMS, reports or in newsletter is provided for assistance only and is not intended to be and must not alone be taken as the basis for an investment decision. The user assumes the entire risk of any use made of this information. Each recipient of this Information provided by SMS, report or in newsletter should make such investigation as it deems necessary to arrive at an independent evaluation of an investment in the securities of companies referred to in this information provided by SMS, report or in newsletter (including the merits and risks involved), and should consult his own advisors to determine the merits and risks of such investment. The investment discussed or views expressed may not be suitable for all investors. This information is strictly confidential and is being furnished to you solely for your information.

The information should not be reproduced or redistributed or passed on directly or indirectly in any form to any other person or published, copied, in whole or in part, for any purpose. The information provided by report or SMS is not directed or intended for distribution to, or use by, any person or entity who is a citizen or resident of or located in any locality, state, country or other jurisdiction, where such distribution, publication, availability or use would be contrary to law, regulation or which would subject SIHL and affiliates/ group companies to any registration or licensing requirements within such jurisdiction. The distribution of this Information provided by SMS or in newsletter in certain jurisdictions may be restricted by law, and persons in whose possession this Information provided by SMS or in newsletter comes, should inform themselves about and observe, any such restrictions. The information given or Information provided by SMS, report or in newsletter is as of the date of the issue date of report or the date on which SMS provided and there can be no assurance that future results or events will be consistent with this information. This information is subject to change without any prior notice. SIHL reserves the right to make modifications and alterations to this statement as may be required from time to time. However, SIHL is under no obligation to update or keep the information current.

Nevertheless, SIHL is committed to providing independent and transparent recommendation to its client and would be happy to provide any information in response to specific client queries. Neither SIHL nor any of its affiliates, group companies, directors, employees, agents or representatives shall be liable for any damages whether direct, indirect, special or consequential including lost revenue or lost profits that may arise from or in connection with the use of the information. Past performance is not necessarily a guide to future performance. The disclosures of interest statements incorporated in the Information provided by SMS, report or in newsletter are provided solely to enhance the transparency and should not be treated as endorsement of the views expressed in the report. The analyst for this report certifies that all of the views expressed in this report accurately reflect his or her personal views about the subject company or companies and its or their securities, and no part of his or her compensation was, is or will be, directly or indirectly related to specific recommendations or views expressed in this report.

#### About Us:

Shah Investor's Home Ltd (SIHL) is an ISO 9001:2008 Certified financial Services Company established in 1994 at Ahmadabad, Gujarat. Customer satisfaction is guaranteed through our diversified product portfolio, professional management and customer first attitude. SIHL was the first broking house in Gujarat with membership in National Securities Depository Ltd (NSDL) and was the first broking name providing services in NSE F&O in Ahmedabad. Today, SIHL ranks among the top most players in Gujarat in retail stock broking area with 45 branches, 350 franchisee across India and providing service to more than 1,25,000 clients.